LINX PRINTERNET™

IMPROVE YOUR PRODUCTIVITY

Linx PrinterNet allows you to see the status of your coding and marking, anytime, anywhere, even when you are not on the line, giving you peace of mind to focus your time on other areas

Maintain uptime:

- **View current status** of your printer fleet to check all lines are running
- **Receive alerts** of printer warnings or line-stop problems, and make sure that production is not delayed because your printer needs attention
- **Take action quickly** to address potential misses before they occur

Linx support*:

- **Linx Technical Support continuously monitor your printers** and warn you about problems you may not see
- **Linx Technical Support can analyse the data collected** to help you investigate production problems and reduce future downtime

Monitor your production:

- **View current progress** of your production jobs against target print rates or target end times
- **From your phone, desk or tablet**
  - Check the right messages are being printed
  - Set up and manage print messages
  - Check who made changes

"We are always trying to improve processes but are short of data and rely on manual reporting, which is never more precise than 15 minutes. With data from Linx PrinterNet we estimate we can make a 10-15% improvement."

Production Manager

LINX

PRINTER AND PRODUCTION MONITORING

Maintain uptime:

- View the **current status** of your **printer** fleet **from anywhere**. Check all lines are running without the need to walk the line, giving you peace of mind, so that you can get on with higher priority tasks
- **Receive alerts** of printer warnings or line stop problems, and ensure that operators respond quickly to ensure production is not delayed
- Keep a **backup** of your printer messages and settings on PrinterNet, to allow quick recovery in the event of a problem
- Review fault history and monitor printer and **production line uptime** to help you plan your regular maintenance without impacting production

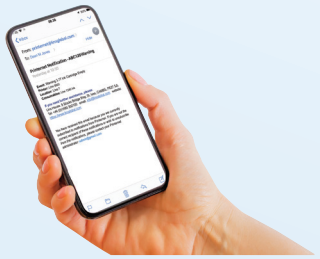

Monitor production:

- View how **production** is progressing **against target** end times or print rates, so you can optimise changeovers
- Set up and **manage print messages from your desk**, to avoid operators selecting the wrong message at the printer
- **Keep a master**, 'gold' copy of approved messages in the PrinterNet message store, to quickly recover from unapproved changes
- Check each printer is printing the **correct message** from anywhere
- Review **historic production data** to help you plan your next jobs and support your continuous improvement
- Place quick, easy and **mistake-free fluid orders** from your Linx PrinterNet dashboard

"We use Linx PrinterNet to monitor the efficiency of the line. It tells me whether we are on target or under target, and if there is a problem with the line."

Operations Manager

A UK based brick and concrete producer uses PrinterNet to remotely access their Linx 8900 printer located outside a safe area of their factory. The production line stops if the light beams in front of the printer are broken so being able to create and amend messages remotely is a perfect solution.

LINX

PRINTER MONITORING BY THE LINX SUPPORT TEAM*

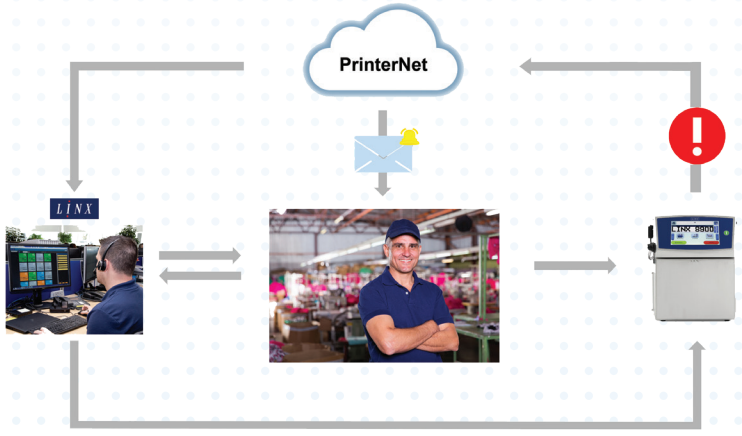

With Linx PrinterNet, the Linx support team is always on hand to:

- Help you get you **up and running within 20 minutes** of a line stop issue. The team continuously monitors your printers, uses the data collected by PrinterNet to investigate the cause of any faults and will contact you with a solution or book a service engineer visit
- Use the **remote control feature** to support and guide your staff through printer setup or maintenance to quickly resolve a problem and upskill your staff
- Help **improve the efficiency of maintenance** activities by calling your designated contact if fluids are not replaced in a timely manner
- **Proactively call** you to book service visits as they become due
- **Upgrade your printer software** to the latest version at a time to suit you, without the need for a service visit
- Provide you with **data** collected by PrinterNet to **support investigation** of recurrent operator or printer problems to ensure future downtime is minimised

"The support I received from Linx when I thought I had a misaligned jet saved me from losing a day's production. They were able to see that the problem was low ink viscosity and advised how to resolve this without the need for a service engineer visit."

Engineering Manager

LINX PRINTERNET

Keeping your network secure:

- Linx takes security very seriously and has designed and tested Linx PrinterNet to the highest standards
- Your Linx printer can only connect to the Linx PrinterNet cloud and will never accept connection requests from any other device or service
- You stay in full control of which users have access to your data and which features they are able to use

Which Linx printers can I connect?

- CIJ: Linx 10, 8900, 7900, 5900
- Laser: CSL10, CSL30, CSL60

What do I need to connect my printer?

- Simple as connecting your phone to Wi-Fi
  - Wi-Fi device to plug into your printer
  - Wi-Fi signal within range of your printer
  - Password to login to your Wi-Fi access point
- OR: Ethernet cable to connect to your network

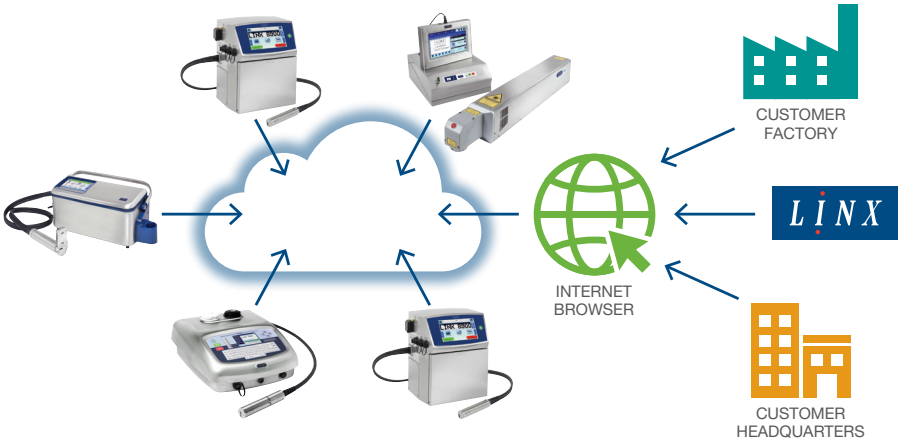

For more information, contact Linx Printing Technologies Ltd, Linx House, 8 Stocks Bridge Way, Compass Point Business Park, St Ives, Cambs, PE27 5JL, UK.

Telephone +44 (0)1480 302100 **Email** PrinterNetSales@linxglobal.com **Website** www.linxglobal.com

© Linx Printing Technologies Ltd 2022 *Local distributor may offer a different service

MP42188-2